

Documented Calibration –  
The Complete Range


**DIGISTANT® 4423**

**burster**

**mechanical**

**electrical**

**thermal**



# The complete range of th

## mechanical



## electrical



Measured quantity	Measuring range	Source	Measure
Voltage	1 $\mu$ V ... 20 V	X	X
Current	1 $\mu$ A ... 24 mA	X	X
Resistance	5 $\Omega$ ... 4 k $\Omega$	X	X
HART®	250 $\Omega$	X	X
Freq./Pulse	2 CPM ... 10 kHz	X	X
RTD	Pt 100 – 1000, Ni	X	X
TC	J, K, T, E, R, S, B, C ...	X	X
Pressure	-1 bar ... 700 bar	*	X
Force	5 N ... 200 kN		X
Torque	1 Ncm ... 5000 Nm		X
Displacement	1 $\mu$ m ... 200 mm		X

\* with pressure pump

High quality LCD display

1




1

- 1 Primary parameters
- 2 Input/output switch-over
- 3 Additional settings only for TC/RTD
- 4 Numerical display
- 5 Menu functions
- 6 Increment display for mA and mA/LOOP
- 7 Sensor types
- 8 Units

Clearly laid out control panel

2



2

- 1 Function keys F1, F2, F3
- 2 Numerical keypad
- 3 Back to main menu
- 4 Cursor keys
- 5 On/Off switch
- 6 CLEAR/delete
- 7 Confirm entry

# the DIGISTANT® 4423

## The first calibrator for thermal, electrical and mechanical values

Whether in the laboratory or on the production site, the DIGISTANT® is the equipment for all your calibrating assignments. The results can be stored in the equipment for generating documentation and logging, then later read out via the integrated USB interface. The calibration software DIGICAL also simplifies the establishing of DIN ISO 9000 conformity calibration procedures.

**thermal**



**3** Rear view showing connection options

- Basic accuracy 0.015 % of set point
- Simultaneous source/measure for transmitter calibration
- Storing of calibration routines for 50 calibrating objects (as found/as left)
- Plug and measure connection for all connected sensors
- 24 V DC supply for transmitter calibration
- Battery with > 10 h operating time

The DIGISTANT® has a robust aluminum console housing and offers a wide range of: measure and source of 13 types of thermal elements, 13 RTD types, resistance, current, voltage, frequency, pressure, force, torque and sourcing of impulse packets. The user interface is self-explanatory, menu navigation is via a background lit graphic display. The built-in Ni-MH battery is overload and low discharge protected. The device can also operate in buffer mode using the mains adapter provided. A test certificate with traceability confirmation, a mains adapter and measurement cable are included in the supply.



### DIGICAL

Using the DIGICAL software developed for the DIGISTANT®, you can support the complete calibration process from establishing procedures to documenting the results. You can find further information on pages 6-7.

**USB**



USB Connection




PC Control



Logging



Archiving



- 1 Mains adapter connection
- 2 Pressure module/sensor interface connection
- 3 Source/measure V, Hz, RTD (2-wire)
- 4 USB interface
- 5 LEMO socket for connecting RTD measurements
- 6 Isolated measurement U, I
- 7 TC input/output
- 8 Source/measure mA, RTD (3 or 4 wire)

# DIGISTANT® 4423:

## The complete range overview

The Smart Sensor Interface has been developed to enable the carrying out of force or torque calibrations. Thus virtually any sensors may be connected to the DIGISTANT® calibrator.

The Smart Sensor Interface holds all special calibration data from the connected sensors in a non-volatile memory. Via the plug and measure connection, the DIGISTANT® recognizes all connected sensors automatically.



### electrical



Reference value for a voltage controlled 10 A current supply



Testing a heating plant

### mechanical



Force calibration of a press

### thermal



## Simulation and measurement of temperature

13 of the most common types are available for the measurement and simulation of thermal elements (see techn. data). The thermal elements are connected via the internal or external reference junction.

### Simulation of resistance thermometers

Electronic simulator for e.g. Ni 100, Pt 100, Pt 200, Pt 500, Pt 1000 and more. The temperature range for "simulating" extends from -200 °C to +800 °C. The units °C, °F and ohms are selectable.

### Accessories

#### External reference junction 4485-V001

- for precision measurement/simulation
- with built-in Pt 100 sensor
- with thermally stable and decoupled configuration
- connectable via miniature thermo plug



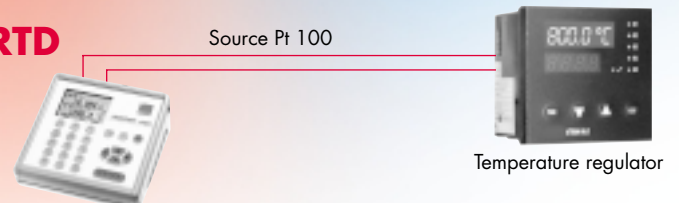
Reference junction 4485-V001

#### Pt 100 measurement sensor 42510

- Standard laboratory sensor class A, 1/6 DIN at 0 °C
- Temperature range -50 °C ... 500 °C
- Dimensions (ø x l) 6 x 250 [mm]



### RTD



### Temperature measurement

Used in conjunction with a connected Pt 100 sensor, the DIGISTANT® constitutes a high precision thermometer which can be utilized with a DKD certificate for the entire measurement stream and a fluid bath or metal block calibrator as reference for testing sensors.



Temperature measurement in water bath

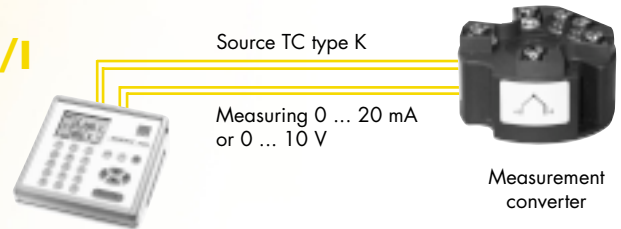


## Electrical simulation and measurement

### Process control: Simultaneous simulation and measurement of process magnitudes

The DIGISTANT® 4423 simulates a temperature sensor at the measurement converter input. The voltage or current output signal is measured and indicated on the calibrator's display.

U/I



## Measurement of mechanical magnitudes

### Measurement of forces and torques

F/M

Force, torque and displacement sensors can be connected via the Smart Sensor Interface 7160. Data from the connected sensor is recognized via the "plug and measure" connection.



Torque measurement: Torque tolerance and repeat accuracy with setting a torque can be determined very accurately using the DIGISTANT® in conjunction with a torque sensor 8628.

Select between two different modes for each measurement. A static measurement over a long measurement period followed by a mean value determination (average) will achieve a very high degree of accuracy. With dynamic detection, the measurement of peak values is possible by means of a high measurement speed.

The module consists of a high resolution 24 bit A/D converter, a "Flash" programmable microprocessor with low power consumption and an EEPROM. All specific technical data, e.g. serial numbers and calibration data, as well as the calculation of necessary data, e.g. sampling rate or mean value determination, are managed by the microprocessor. The serial output signal from the module is a simple ASCII-based data stream which can be read by the DIGISTANT® 4423.

In conjunction with the Smart Sensor Interface and for instance a force sensor, the DIGISTANT® creates a universal reference measurement stream which can also be supplied with a WKS (works calibration) or DKD (German Calibration Service) certificate.



Force calibration using the DIGISTANT®, Smart Sensor Interface and force sensor

### Pressure measurement

P

For pressure measurement, the basic module can be simply and quickly connected to one of the 28 pressure modules. The pressure function "against atmospheric/gauge" extends over 16 ranges to 700 bar. Using the other modules, vacuum, absolute and differential pressure can also be measured and documented very accurately and economically. Where water is the medium, the correction factor for water density at 4 °C or 20 °C can be adjusted.

Depending on application and range, an isolated or non-isolated measurement can be set.



Testing a pressure plant



Pressure generation with hand pump

# Two routes

## to DIN ISO conformity documentation



Quality assurance systems for production processes today require the regular recalibration of measurement equipment or transmitters as well as documentation of the results. With the DIGISTANT® 4423, you have a calibrator with which you can not only calibrate virtually anything but the documentation of the calibration results is also effectively supported. You can either refer to the device's internal document function or you can control the equipment conveniently via the DIGICAL PC software developed by us.

### 1

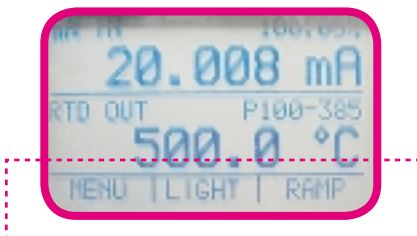
## Direct document function in the DIGISTANT® 4423

To use the device's internal document function, select the appropriate document from the menu and then the input and output mode, e.g. "source thermal element" and "measure voltage", before starting with the calibration. Should your test object have no interface, you can also enter the measurement value manually, e.g. the voltage.

For the calibration itself, connect the DIGISTANT® 4423 to the device to be calibrated and proceed as normal. After each calibration point, save the value via the "SAVE" key. When the points have been completed, close the measuring with the "DONE" key. After entering the designation, manufacturer, model, serial number, tester, ambient conditions etc., the "as found" stage of your calibration has been completed. Should the values not lie within the tolerance,

it is possible to adjust the measured values beforehand. If all data is within tolerance, you can save the so-called "as found/as left" data thereby documenting the complete data before and after the calibration.

An automatic "good/bad" statement with the analysis of the device's permitted tolerance error can also be set.





# High precision calibrators from the burster range



## High precision calibration source DIGISTANT® model 4462

for voltage, current and thermal elements

- High precision current and voltage sensor  $\pm 52 \text{ mA}$ ,  $\pm 30 \text{ V}$   
Option:  $\pm 22 \text{ mA}$ ,  $\pm 60 \text{ V}$
- Precise simulation for all established thermo element types (option)
- Basic accuracy 0.003 % of set point
- RS232 and optional IEEE488 interface



## Pt 100 simulator model 4506

- 24 fixed temperature values
- Calibration in acc. with DIN EN 60751
- Resistance material ZERANIN®,  $\text{TK} < 2 \text{ ppm/K}$
- Pt 100, Pt 500, Pt 1000
- Robust aluminum housing



## Precision RTD simulator model 4530

- Simulation of Pt 100, Pt 200, Pt 500, Pt 1000, Ni 100 and Ni 1000 measurement sensors
- Accuracy  $0.02 \text{ }^\circ\text{C}$
- Linearization selectable to ITS 90, IPTS 68
- True ohmic simulation
- Manual operation or control via RS332/IEEE488

## The fast track to further information:



**burster gmbh & co kg**  
**high-precision measuring equipment**

Talstrasse 1-5, 76593 Gernsbach, Germany  
Phone +49-7224-645-0 · Fax +49-7224-645-88  
info@burster.com · www.burster.com